

# Zebra ZQ120 Plus, ZQ220 Plus Regulatory Guide



P1129371-001

Zebra Technologies | 3 Overlook Point | Lincolnshire, IL 60069 USA  
zebra.com

ZEBRA and the stylized Zebra head are trademarks of Zebra Technologies Corp., registered in many jurisdictions worldwide. All other trademarks are the property of their respective owners. © 2022 Zebra Technologies Corp. and/or its affiliates. All rights reserved.

## Regulatory Information

This device is approved under Zebra Technologies Corporation.

This guide applies to the following model numbers:

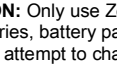
- ZQ120 Plus
- ZQ220 Plus

All Zebra devices are designed to be compliant with the rules and regulations in the locations they are sold and will be labeled as required.

Local language translation / (BG) Превод на местен език / (CZ) Překlad do místního jazyka / (DE) Übersetzung in die Landessprache / (EL) Μετάφραση τοπικής γλώσσας / (ES) Traducción de idiomas locales / (ET) Kohaliku keele tõlge / (FI) Paikallinen käännös / (FR) Traduction en langue locale / (HR) Prijevod na lokalni jezik / (HU) Helyi nyelvé fordítás / (IT) Traduzione in lingua locale / (JA) 現地語翻訳 / (LT) Vietinės kalbos vertimas / (LV) Tulkojums vietējā valodā / (NL) Vertaling in lokale taal / (PL) Tłumaczenie na język lokalny / (PT) Tradução do idioma local / (RO) Traducere în limba locală / (RU) Перевод на местный язык / (SK) Preklad do miestneho jazyka / (SL) Prevajanje v lokalni jezik / (SR) Превод на локални језик / (SV) Översättning av lokalt språk / (TR) Yerel dil çevirisi / (ZH-CN) 当地语言翻译 / (ZH-TW) 當地語言翻譯  
[zebra.com/support](https://zebra.com/support)

Any changes or modifications to Zebra equipment not expressly approved by Zebra could void the user's authority to operate the equipment.

Declared maximum operating temperature: 40°C



**CAUTION:** Only use Zebra approved and NRTL-certified accessories, battery packs, and battery chargers. Do NOT attempt to charge damp/wet mobile computers, printers or batteries. All components must be dry before connecting to an external power source.

## Bluetooth® Wireless Technology

This is an approved Bluetooth® product. For more information on the Bluetooth SIG listing, please visit [bluetooth.com](https://bluetooth.com).

## Regulatory Markings

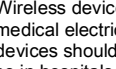
Regulatory markings subject to certification are applied to the device signifying the radio(s) is/are approved for use. Refer to the Declaration of Conformity (DoC) for details of other country markings. The DOC is available at: [zebra.com/doc](https://zebra.com/doc).

## Health and Safety Recommendations

### Ergonomic Recommendations

In order to avoid or minimize the potential risk of ergonomic injury, always follow good ergonomic workplace practices. Consult with your local Health and Safety Manager to ensure that you are adhering to your company's safety programs to prevent employee injury.

## Safety in Hospitals and Aircraft



Wireless devices transmit radio frequency energy that may affect medical electrical equipment and aircraft's operation. Wireless devices should be switched off wherever you are requested to do so in hospitals, clinics, healthcare facilities or by airline staff. These requests are designed to prevent possible interference with sensitive equipments.

## RF Exposure Guidelines



### Safety Information

#### Reducing RF Exposure – Use Properly

Only operate the device in accordance with the instructions supplied.

The device complies with internationally recognized standards covering human exposure to electromagnetic fields. For information on international human exposure to electromagnetic fields, refer to the Zebra Declaration of Conformity (DoC) at [zebra.com/doc](https://zebra.com/doc).

Use only Zebra tested and approved headset, belt-clips, holsters, and similar accessories to ensure RF exposure compliance. If applicable, follow the instructions for use as detailed in the accessory guide.

The use of third-party belt clips, holsters, and similar accessories may not comply with RF exposure compliance requirements and should be avoided.

For further information on the safety of RF energy from wireless devices, refer to RF exposure and assessment standards section at [zebra.com/responsibility](https://zebra.com/responsibility).

## Power Supply

This device may be powered by either an external power supply or Power over Ethernet (PoE) 802.3af or 802.3at power source. Ensure the applicable instructions are followed.



**WARNING ELECTRICAL SHOCK:** Use only a Zebra approved, Certified ITE [LPS] power supply with appropriate electrical ratings. Use of alternative power supply will invalidate any approvals given to this unit and may be dangerous.

## Batteries and Power Packs

This information applies to Zebra-approved batteries and power packs containing batteries.

### Battery Information



**CAUTION:** Risk of explosion if battery is replaced by an incorrect type. Dispose of batteries according to instructions.

Use only Zebra approved batteries. Accessories which have battery charging capability are approved for use with the following battery models:

- Model P1116240-001 (7.2 VDC, 2500 mAh)

Zebra approved rechargeable battery packs are designed and constructed to the highest standards within the industry.

However, there are limitations as to how long a battery can operate or be stored before needing replacement. Many factors affect the actual life cycle of a battery pack such as heat, cold, harsh environmental conditions, and severe drops.

When batteries are stored over six months, some irreversible deterioration in overall battery quality may occur. Store batteries at half charge in a dry, cool place, removed from the equipment to prevent loss of capacity, rusting of metallic parts, and electrolyte leakage. When storing batteries for one year or longer, the charge level should be verified at least once a year and charged to half charge.

Replace the battery when a significant loss of run time is detected.

- Standard warranty period for all Zebra batteries is one year, regardless if the battery was purchased separately or included as part of the host device. For more information on Zebra batteries, please visit: [zebra.com/batterydocumentation](https://zebra.com/batterydocumentation) and select the Battery Best Practices link.

## Battery Safety Guidelines



**IMPORTANT – SAFETY INSTRUCTIONS – SAVE THESE INSTRUCTIONS**



**WARNING –** When using this product basic safety precautions should always be followed, including the following:

The area in which the units are charged should be clear of debris and combustible materials or chemicals. Particular care should be taken where the device is charged in a non-commercial environment.

- Read all the instructions before using the product.
- Follow battery usage, storage, and charging guidelines found in the user's guide.
- Improper battery use may result in a fire, explosion, or other hazard.
- Batteries subjected to extremely low air pressure may result in an explosion or the leakage of flammable liquid or gas.

To charge the mobile device battery, the battery and charger temperatures must be between 0°C and 40°C (32°F and 104°F).

Do not use incompatible batteries and chargers. Use of an incompatible battery or charger may present a risk of fire, explosion, leakage, or other hazard. If you have any questions about the compatibility of a battery or a charger, contact Zebra support.

For devices that utilize a USB port as a charging source, the device shall only be connected to products that bear the USB-IF logo or have completed the USB-IF compliance program.

Do not disassemble or open, crush, bend or deform, puncture, or shred. Damaged or modified batteries may exhibit unpredictable behavior resulting in fire, explosion, or risk of injury.

Severe impact from dropping any battery-operated device on a hard surface could cause the battery to overheat.

Do not short circuit a battery or allow metallic or conductive objects to contact the battery terminals.

Do not modify, disassemble, or remanufacture, attempt to insert foreign objects into the battery, immerse or expose to water, rain, snow or other liquids, or expose to fire, explosion, or other hazard.

Do not leave or store the equipment in or near areas that might get very hot, such as in a parked vehicle or near a radiator or other heat source. Do not place battery into a microwave oven or dryer.

To reduce the risk of injury, close supervision is necessary when used near children.

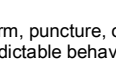
Please follow local regulations to promptly dispose of used re-chargeable batteries.

Do not dispose of batteries in fire. Exposure to temperatures over 100°C (212°F) may cause explosion.

Seek medical advice immediately if a battery has been swallowed.

In the event of a battery leak, do not allow the liquid to come in contact with the skin or eyes. If contact has been made, wash the affected area with large amounts of water and seek medical advice.

If you suspect damage to your equipment or battery, contact Zebra support to arrange for inspection.



## Marking and European Economic Area (EEA)

### Statement of Compliance

Zebra hereby declares that this radio equipment is in compliance with Directives 2014/53/EU and 2011/65/EU.

Any radio operation limitations within EEA countries are identified in Appendix A of EU Declaration of Conformity. The full text of the EU Declaration of Conformity is available at: [zebra.com/doc](https://zebra.com/doc).

EU Importer : Zebra Technologies B.V

Address: Mercurius 12, 8448 GX Heerenveen, Netherlands

### Waste Electrical and Electronic Equipment (WEEE)

For EU and UK Customers: For products at the end of their life, please refer to recycling/disposal advice at: [zebra.com/weee](https://zebra.com/weee).

## United States and Canada Regulatory

### Radio Frequency Interference Notices

This device complies with Part 15 of the FCC Rules. Operation is subject to the following two conditions: (1) this device may not cause harmful interference, and (2) this device must accept any interference received including interference that may cause undesired operation.



**NOTE:** This equipment has been tested and found to comply with the limits for a Class B digital device, pursuant to Part 15 of the FCC rules. These limits are designed to provide reasonable protection against harmful interference in a residential installation. This equipment generates, uses and can radiate

radio frequency energy and, if not installed and used in accordance with the instructions, may cause harmful interference to radio communications. However, there is no guarantee that interference will not occur in a particular installation. If this equipment does cause harmful interference to radio or television reception, which can be determined by turning the equipment off and on, the user is encouraged to try to correct the interference by one or more of the following measures:

- Reorient or relocate the receiving antenna.
- Increase the separation between the equipment and receiver.
- Connect the equipment into an outlet on a circuit different from that to which the receiver is connected.
- Consult the dealer or an experienced radio/TV technician for help.

### Radio Frequency Interference Requirements – Canada

Innovation, Science and Economic Development Canada ICES-003  
Compliance Label: CAN ICES-003 ([B])/NMB-003([B])

### RF Exposure Requirements - FCC and ISED

The FCC has granted an Equipment Authorization for this device with all reported SAR levels evaluated in compliance with the FCC RF emission guidelines. SAR information on this device is on file with the FCC and can be found under the Display Grant section of [www.fcc.gov/oet/ea/fccid](http://www.fcc.gov/oet/ea/fccid).

### Co-located Statement

To comply with FCC RF exposure compliance requirement, the antenna used for this transmitter must not be co-located (within 20 cm) or operating in conjunction with any other transmitter/antenna except those already approved in this filling.

## 日本 (Japan)



このデバイスと一緒に販売されている充電式バッテリーには、回収、処理、リサイクルできる貴重な金属やその他の素材が含まれています。充電式バッテリーパックを安全に廃棄する方法については、最寄りのリサイクルセンターにお問い合わせください。

## México

La operación de este equipo está sujeta a las siguientes dos condiciones: (1) es posible que este equipo o dispositivo no cause interferencia perjudicial y (2) este equipo o dispositivo debe aceptar cualquier interferencia, incluyendo la que pueda causar su operación no deseada.

## 臺灣 (Taiwan)

低功率電波輻射性電機管理辦法

取得審驗證明之低功率射頻器材，非經核准，公司、商號或使用者均不得擅自變更頻率、加大功率或變更原設計之特性及功能。

低功率射頻器材之使用不得影響飛航安全及干擾合法通信；經發現有干擾現象時，應立即停用，並改善至無干擾時方得繼續使用。

前述合法通信，指依電信管理法規定作業之無線電通信。低功率射頻器材須忍受合法通信或工業、科學及醫療用電波輻射性電機設備之干擾。

公司資訊

台灣斑馬科技股份有限公司 / 台北市信義區松高路 9 號 13 樓



行政院環保署 (EPA) 要求乾電池製造或進口商，需依廢棄物清理法第 15 條之規定，於販售、贈送或促銷的電池上標示回收標誌。請聯絡合格的台灣回收廠商，以正確棄置電池。

### 限用物質含有情況標示聲明書

設備名稱 (Product Description in CHINESE Equipment name) : 印表機		型號 ( 型式 ) : ZQ220 Plus Model Type designation (Type)				
單元Unit	限用物質及其化學符號 Restricted substances and its chemical symbols					
	鉛 (Pb)	汞 (Hg)	鎘 (Cd)	六價鉻 (Cr+6)	多溴聯苯 (PBB)	多溴二苯醚 (PBDE)
電路板及電子組件	—	0	0	0	0	0
零件	—	0	0	0	0	0
及電纜組件	0	0	0	0	0	0
和聚合物零件	0	0	0	0	0	0
與光學元件 —	0	0	0	0	0	0
頁	0	0	0	0	0	0
1. “超出 0.1 wt %” 及 “超出 0.01 wt %” 係指限用物質之百分比含量超出百分比含量基準值。 2. “0” 係指該項限用物質之百分比含量未超出百分比含量基準值。 3. “—” 係指該項限用物質為排除項目。 “Exceeding 0.1 wt%” and “exceeding 0.01 wt%” indicate that the percentage content of the restricted substance exceeds the percentage reference value of presence condition. “0” indicates that the percentage content of the restricted substance does not exceed the percentage of reference value of presence. The “—” indicates that the restricted substance corresponds to the exemption.						

## TÜRK WEEE Uyumluluk Beyanı

EEE Yönetmeliğine Uygundur.



### Statement of Compliance

Zebra hereby declares that this radio equipment is in compliance with the Radio Equipment Regulations 2017 and

the Restriction of the Use of Certain Hazardous Substances in Electrical and Electronic Equipment Regulations 2012.

Any radio operation limitations within UK are identified in Appendix A of UK Declaration of Conformity.

The full text of the UK Declaration of Conformity is available at: [zebra.com/doc](http://zebra.com/doc).

UK Importer: Zebra Technologies Europe Limited

Address:

Dukes Meadow, Millboard Rd, Bourne End, Buckinghamshire, SL8 5XF

## Warranty

For the complete Zebra hardware product warranty statement, go to: [zebra.com/warranty](http://zebra.com/warranty).

## Service Information

Before you use the unit, it must be configured to operate in your facility's network and run your applications.

If you have a problem running your unit or using your equipment, contact your facility's Technical or System Support. If there is a problem with the equipment, they will contact Zebra support at [zebra.com/support](http://zebra.com/support).

For the latest version of the guide go to: [zebra.com/support](http://zebra.com/support).

## Software Support

Zebra wants to ensure that customers have the latest entitled software at the time of device purchase in order to keep the device operating at peak performance levels. To confirm that your Zebra device has the latest entitled software available at the time of purchase, go to [zebra.com/support](http://zebra.com/support).

Check for the latest software from Support > Products, or search for the device and select Support > Software Downloads.

If your device does not have the latest entitled software as of your device purchase date, e-mail Zebra at [entitlementservices@zebra.com](mailto:entitlementservices@zebra.com) and ensure you include the following essential device information:

- Model number
- Serial number
- Proof of purchase
- Title of the software download you are requesting.

If it is determined by Zebra that your device is entitled to the latest version of software, as of the date you purchased your device, you will receive an e-mail containing a link directing you to a Zebra Web site to download the appropriate software.

## Product Support Information

- For information on using these products, see the User Guide at [zebra.com/zq120plus-info](http://zebra.com/zq120plus-info) or [zebra.com/zq220plus-info](http://zebra.com/zq220plus-info). To find quick answers to known product behaviors, access our knowledge articles at [supportcommunity.zebra.com/s/knowledge-base](http://supportcommunity.zebra.com/s/knowledge-base).
- Ask your questions in our Support community at [supportcommunity.zebra.com](http://supportcommunity.zebra.com).

- Download product manuals, drivers, software, and view how-to videos at [zebra.com/support](http://zebra.com/support).
- To request a repair for your product, go to [zebra.com/repair](http://zebra.com/repair).